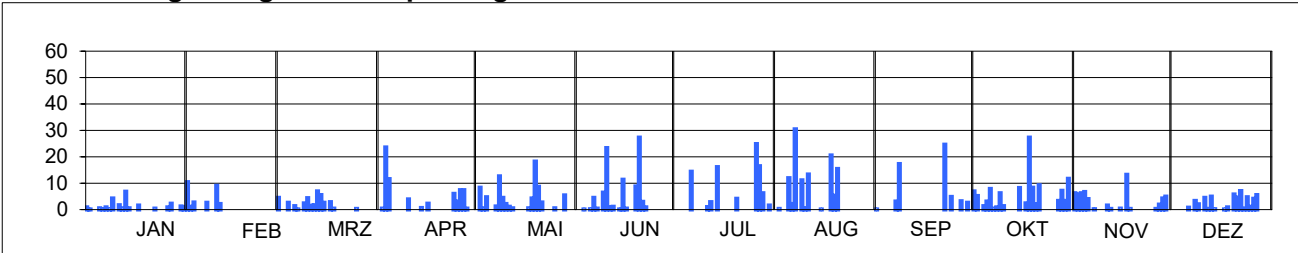
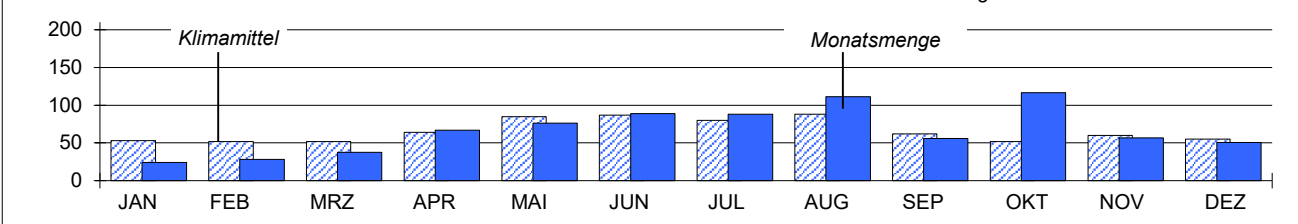
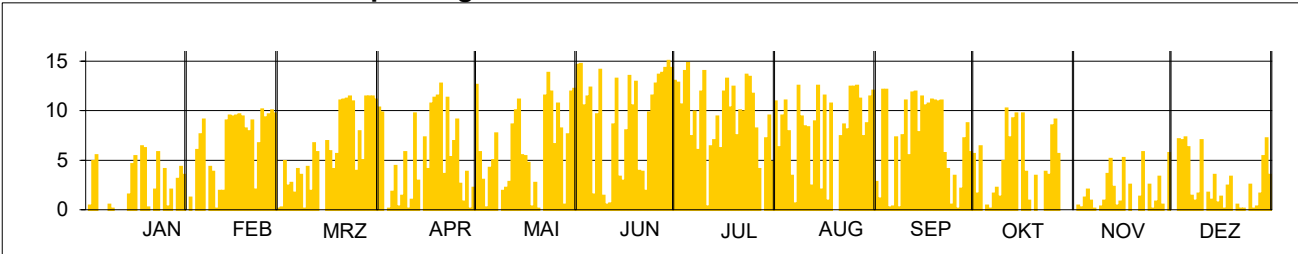
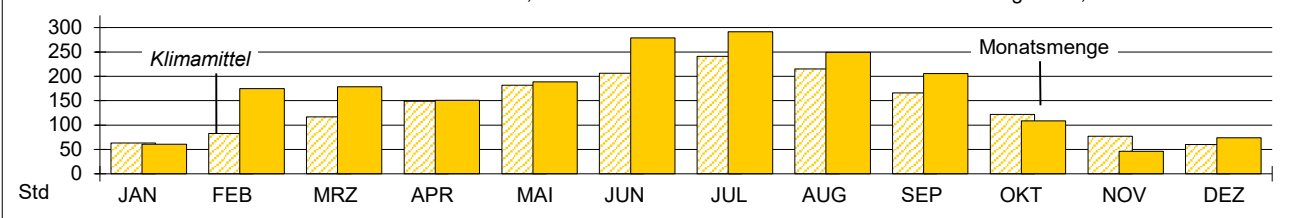


Meteorologische Verhältnisse in der Region Basel 2019**Niederschlagsmengen in mm pro Tag****Niederschlagsmengen in mm und Klimamittel pro Monat**

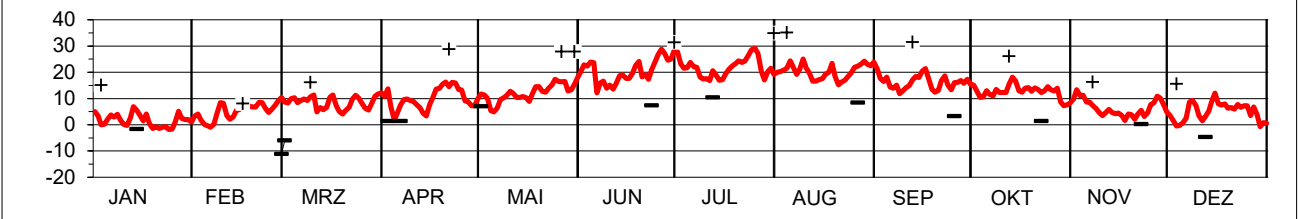
Summe 2019 = 801 mm / Klimamittel 1961-1990 = 788 mm / Abweichung = 13 mm

**Sonnenscheindauer in Std pro Tag****Sonnenscheindauer in Std und Klimamittel pro Monat**

Summe 2019 = 2'007,5 h / Klimamittel 1961-1990 = 1'679 h / Abweichung = 328,5 h

**Temperaturen (24 Std-Mittel) in Grad Celsius**

Monatsmaximum = + / Monatsminimum = -

**Temperaturen in Grad Celsius und Klimamittel pro Monat**

Mittel 2019 = 11,7 °C / Klimamittel 1961-1990 = 9,7 °C / Abweichung = 2,0 °C

